

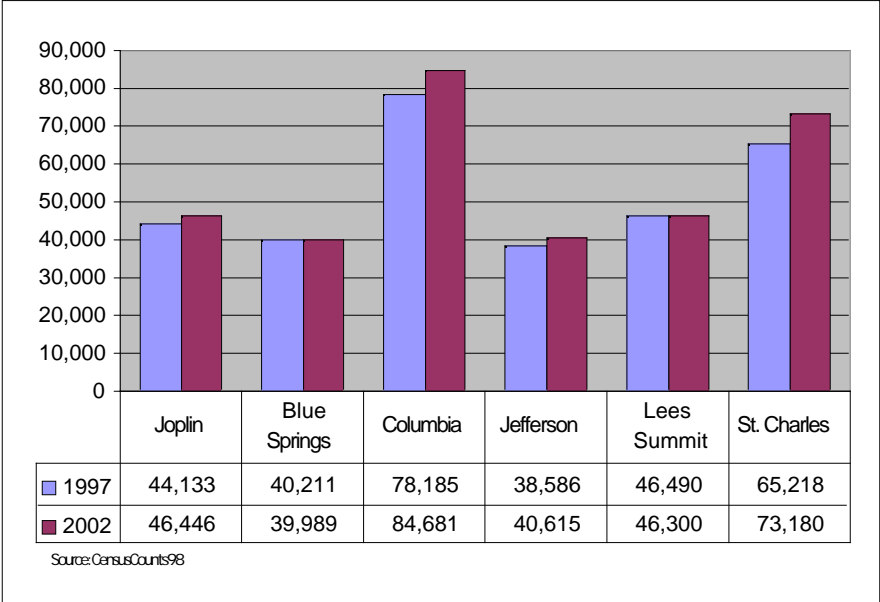
DEMOGRAPHIC ANALYSIS

An analysis was conducted of the total population compared with State figures and benchmarked agencies (Blue Springs, Columbia, Jefferson City, Lees Summit, and St. Charles), household size, age group and income.

Population

In 1997, the population of Joplin was estimated at 44,133. The City’s population is estimated to increase to 46,446 by 2002.

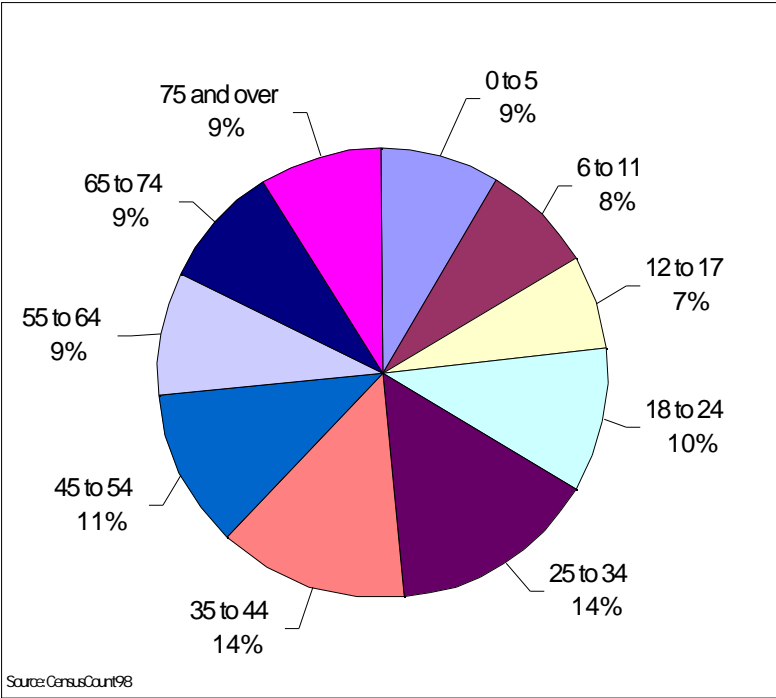
Figure 6-1. 1997 and 2002 Population of Joplin and Benchmarked Cities



Population by Age Group

The median age in Joplin in 1997 was 36.2 and will increase to 37.7 in 2002. The greatest number of citizens are in the age groups of 25-34 and 35-44 with 14% in each group, respectively. Number of citizens in the age group of 25-34 is 6,519 and the number in the age group of 35-44 is 6,062. The age group with the fewest persons is 12-17 with 2,961 in that category.

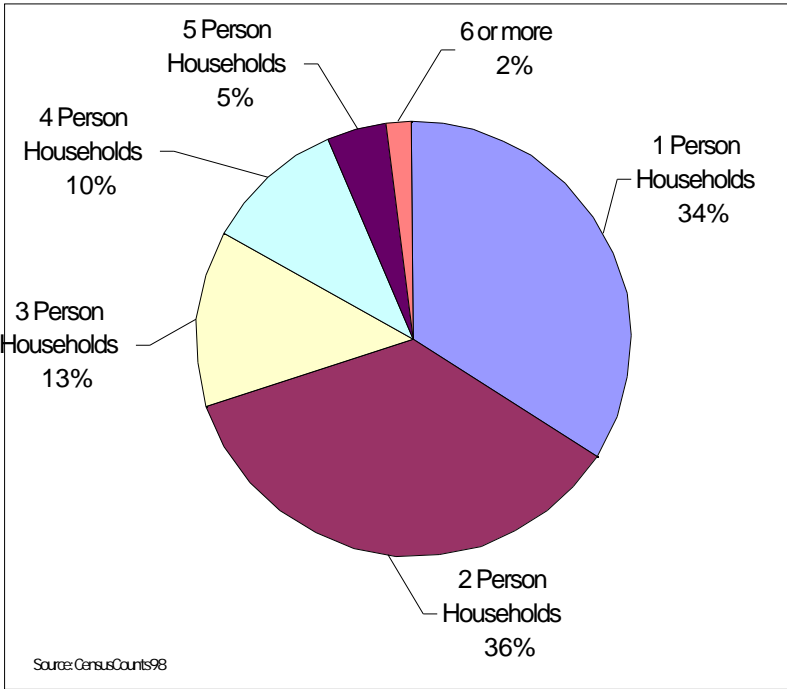
Figure 6-2. 1997 Population by Age Group



Household Size

It is shown that one and two-person households make up the majority of the 1997 Joplin population at 6,530 and 6,845 respectively. One and two-person households account for 70% of the total households in the community.

Figure 6-3. 1997 Household Size for Joplin



DEMOGRAPHIC ANALYSIS

Household Income

Average household income in Joplin is projected to be \$29,185.00 in 2002. This is below the Statewide average by \$11,385.00. The average household income is also below the benchmarked agencies as they range from \$37,691.00 to \$54,881.00.

Figure 6-4. Average Household Income of Joplin and Benchmarked Cities

